

Let's Check Out Some Books!



Durham Unified School District

Finding Your Library Catalog

(If you use Clever, see the next slide.)

- First, click on the link to the library catalog in your homeroom/advisory Google Classroom -OR-
- Type destinydiscover.com in your search bar on your device. Select 'California' for the location and type 'Durham' to select your school's library.



Log in and search your Destiny Discover™ collection.
Find your school to start your search.

Location

California (CA) ▾

Schools in California (CA)


Durham Intermediate School, Durham, CA

Go!


Want More Information? ▾

If you are using **Clever** ...

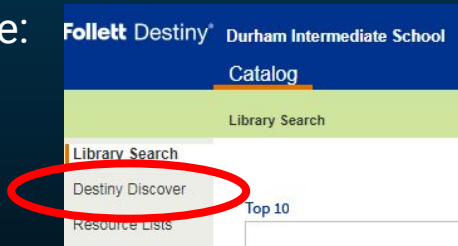
- Log into your Clever account and click on the Follett Destiny App:



- Click through to the Follett site and click on your school:



- Click on Destiny Discover on the left side of the page to enter your library catalog page:



Log into your library catalog

- Once inside your school's library website, you'll need to login to hold a book. (If you're using Clever, you should already be logged in.)
- Your login is your PowerSchool username (3 letters) and password (3 numbers).
- Your login information is on your school schedule that was mailed home to you. You can also email emontgomery@durhamunified.org for your login.

Destiny Discover Home Search Search Options Log In

Welcome to Durham Intermediate School

News

Welcome to the Durham Intermediate School Library! If you have any questions about our library website, need book recommendations, or want to suggest a book, please email Mrs. Montgomery at emontgomery@durhamunified.org.

Learning Links

Encyclopedia ... ProQuest Teaching Boo... Wish List Butte County ...

Recently Added Books



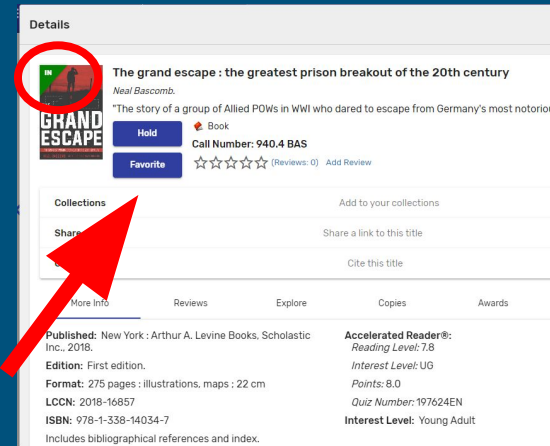
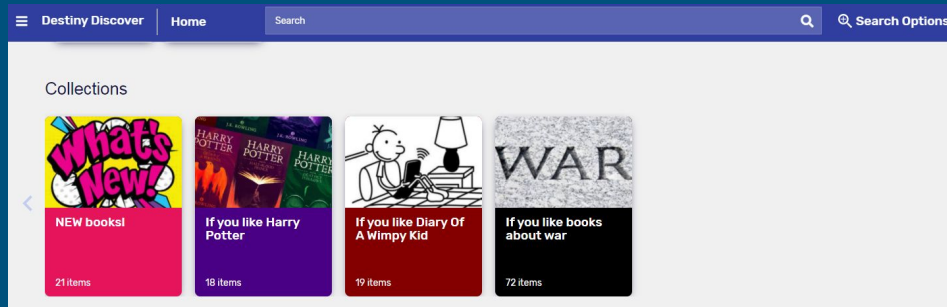
Searching for books & placing holds

How To Search

- Search for books by title, author, subject, or genre
- Search the 'Collections' on the main page to find books related to books you love or for research projects
- Find new books in the 'Recently Added' tab

How To Place A Hold

- Available books have a green 'in' triangle in the corner of the cover
- Push the blue 'hold' button to check out the book, press it again to 'unhold' the book
- You will be able to hold 6 books in total
- Push the 'Add to Favorites' button to save books you'd like to checkout later



Book Pickup




Every Tuesday & Friday

11am-1pm

We will have a table set up in the front of Durham High School where you can pick up books that you put on hold.

This is when and where you can return the books you have in order to get more books.

Policies




- For now, you may check out **3** books at a time, so make sure the books you are putting on hold will be good-fit books for you.
 - You can only put **6** books on hold at a time.
 - You must have all books turned in from last year & this year to check out new books
 - Because we have to quarantine all books after they are returned it will take a bit longer to get books you may be waiting for. Please be patient!
-

Still Have Questions or Need Help Finding A Book? Contact Your Librarians!



Mrs. Walters

I mainly work at Durham Elementary Library. The best way to reach me is via email: awalters@durhamunified.org or call 895-4697 x 236



Mrs. Montgomery

I mainly work at Durham Intermediate Library. The best way to reach me is via email: emontgomery@durhamunified.org or call 895-4684 x 245